

AT People Stats
Reporting as at February 2024

1,740.2
FTE

1785
Headcount

\$10.8M
Leave liability

40
Time to Hire Days

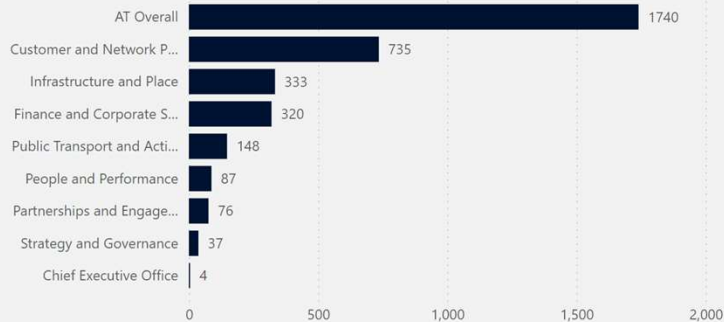
13%
Vacancy Rate

12.9%
Voluntary Turnover

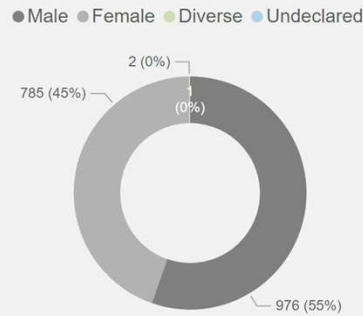
15.4%
Overall Turnover



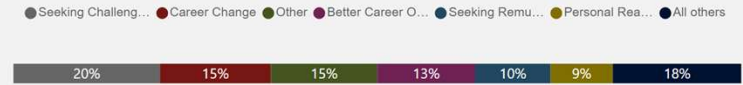
of full-time equivalent (FTE)



Gender profile



YTD Main reason for departure



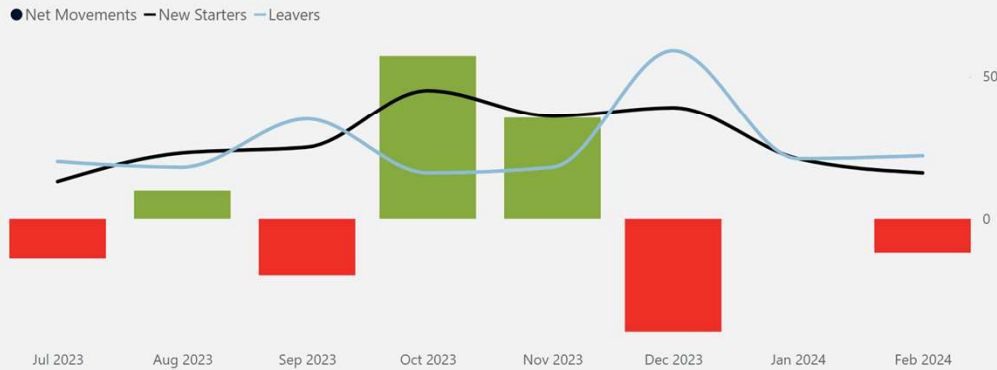
YTD Where employees go after leave AT



YTD Qtrs # of employee with annual leave > 5 weeks



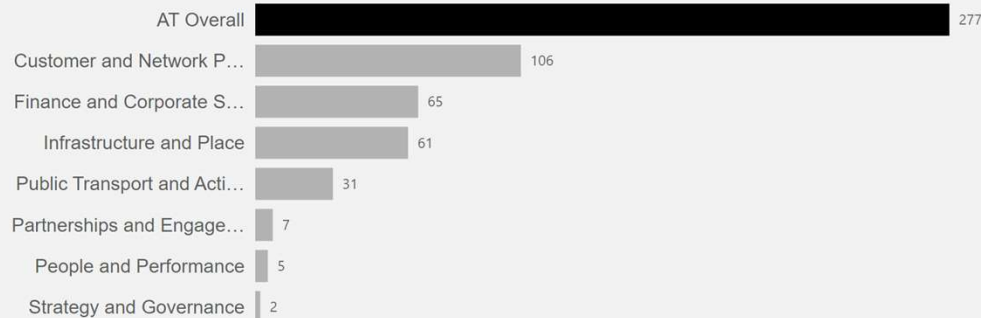
Leavers and New Starters



% of employee voluntary turnover



of employee with annual leave > 5 weeks



Unplanned leave days

Date	Title	February 2024				Total
		Sick Leave Days	Domestic Leave Days	Bereavement Leave Days	ACC Leave Days	
	Customer and Network Performance	402	69	76	24	571
	Finance and Corporate Services	187	16	8	2	212
	Infrastructure and Place	114	12	18		145
	Partnerships and Engagement	13	2	4		19
	People and Performance	10	1	7		18
	Public Transport and Active Modes	66	8	10	17	100
	Strategy and Governance	8				8
	Total	800	107	122	43	1,072