

# Safety Business Report

For decision:  For noting:

## Te tūhunga / Recommendation

That the Auckland Transport Board (board):

- a) Receives the report.

## Te whakarāpopototanga matua / Executive summary

1. The purpose of this report is to assist the board to meet their due diligence obligations and provide an overview of progress against the Safety, Health and Wellbeing (SHW) Strategy.
2. The dashboard has been redesigned in consultation with the board to provide clear safety information and gain a better understanding of safety performance and insights to support governance duties. It is comprised of two sections:
  - Health, Safety and Wellbeing including SHW strategy, safety management system (SMS), safety assurance and legal environment, safety operational activity and supplier management, and
  - Road Safety, including deaths and serious injuries (DSI) reporting, and fatal crash reporting.
3. Metrics in the redesigned dashboard are aligned with best-practice safety governance reporting. It provides a combination of quantitative and qualitative reporting with the intention of drawing attention to key insights and notes of concern. The continued focus is to lift visibility on quantitative facts, trend identification and integrate best-practice data-points.

## Ngā tuhinga ō mua / Previous deliberations

4. There are no previous deliberations.

## Te horopaki me te tīaroaro rautaki / Context and strategic alignment

5. In July 2022, Auckland Transport (AT)'s plan on a page (the organisational strategic focus) was refined to build further connection to AT's purpose of Easy Journeys and provide clarity of AT's strategic direction. The plan on a page outlines three strategic spotlights, recognising AT's unique

position of influence and impact across Tāmaki Makaurau. The spotlights focus on the role AT plays impacting climate change, building trust, confidence, and mana (Whirinaki) and a focus on safety and wellbeing in life, work and travel.

6. The SHW Strategy brings together the building blocks for transport safety, workplace health, safety, and wellbeing. This amplifies the combined scale of what safety is, how it fits, and where it happens within our organisation and across our services and delivery programmes. Its purpose is to set the overarching strategic direction and present ways to achieve the highest standards of safety and wellbeing in life, work, and travel for the people we employ and work with, and those who use the transport infrastructure and services we provide.

## Ngā matapakinga me ngā tātaritanga / Discussion and analysis

### Progress in reporting period

7. Health, Safety and Wellbeing
  - a. The progression of the SHW Strategy continues to produce measurable steps to achieve our strategic objectives against our four pillars of leadership, engagement, safety systems and advocacy. Leveraging technology and employee participation, a Learning Review module has been developed in Synergi to conduct full or simple learning reviews in response to adverse work events reported based on the classification and risk consequence. Final testing is being undertaken with go live scheduled for August 2023.
  - b. The critical success factors are being updated for FY24 as part of year two of the Safety Strategy.
  - c. A high-level map of the AT Health Safety Management System (HSMS) is 70% completed, including mapping of the legislation, international standards and other requirements that determine the content of the HSMS. Once complete, this map will be shared on the AT Safety Hub.
  - d. The new SHW Induction module was launched in May 2023 on Think Tank for new starters and as a refresher for existing AT people. The purpose is to introduce SHW foundations that guide our behaviours, our processes and legislative compliance. Key elements for this module are: Do it (taking action in your role every day), Voice it (being brave and speaking up) and Own it (following through and taking responsibility to make a change).
  - e. Two reviews were conducted in May 2023 including authorisation to work and a compliance auditor vehicle. They resulted in common themes including insufficient risk management and inconsistent documentation.
  - f. Monthly health and safety reporting from our suppliers (public transport operators and physical works contractors) has significantly improved over the past 12 months. Both operators and physical works contractors are consistently providing us with the data we request. The next phase will focus on streamlining processes, improving quality of data and presenting impactful insights.
8. Road safety

- a. To support transport safety monitoring, analysis and decision making, a proof-of-concept dashboard was completed utilising near real-time Crash Analysis System data at a crash level and next steps are under discussion. Accident Compensation Corporation and Ministry of Health data was unable to be evaluated due to resource challenges.
- b. In May 2023, the Regional Transport Committee approved the draft Katoa Ka Ora plan. This will now go to public consultation in July 2023.
- c. AT's Road Safety engineering team continue to undertake fatal crash investigations in partnership with New Zealand Police. There were 14 fatal crashes reported on AT roads year-to-date (January – May 2023) with twelve recommendations for safety improvements on those roads, of which seven have been implemented, five remain open.

## Key insights in reporting period

### 9. Health, Safety and Wellbeing

- a. A total of 142 people leaders were trained in the programme "Leading at AT" from August 2022 to January 2023 in the high-risk areas representing 64% of the target (100%) for this financial year (FY). Programme is on hold until next FY.
- b. There was an increase of 74% (35 to 61) and 261% (23 to 83) in safety work events and hazards reported by AT respectively in May 2023 compared to April.
- c. Safety work events identified as AT critical risks had an increase of 79% in May 2023, from 24 to 43 events. No safety work events were classified as major or extreme risk consequence, however, there were three safety work events classified as moderate: one related to working inside or outside of a vehicle and two related to violence, threats and aggression (VTA).
  - VTA remains a consistent trend from the prior months with 80% of AT critical risk events attributed to it between August 2022 to May 2023, with the lowest safety work events reported involving two critical risks: (1) working inside or outside of a vehicle on our network and (2) exposure to psychological harm representing 10% each.
  - In May 2023, there was an increase in all except one critical risk outcome. The leading critical risk outcome was Grade 4 (threatening behaviour), which surpassed Grade 1 (verbal abuse) in May.
- d. In May, our total recordable injury frequency rate (TRIFR) decreased by 8% and our lost time injury frequency rate (LTIFR) increased by 7%. Although there was no increase or decrease in the lost time injuries (2) and recordable injuries (3) in May compared to April, there was an increase in worked hours in May.
- e. For public transport (PT) operators, violence threats and aggression remain a major focus. In May, 68% of the total of reported safety work events presenting a critical risk to PT operators were related to violence towards staff. There was an increase of 129% in safety work events classified as violence towards staff compared to April 2023.
- f. Property damage continues trending as the largest outcome of safety work events identified as critical risks for PT operators and physical work contractors. For the FY24 reporting period, we look to gain better insights and understanding of the level of harm caused to people and property damage resulting through use of the network.

## 10. Road Safety

- a. In the last 12-months June 2022 to May 2023, there were 645 deaths and serious injuries (DSI) on Tāmaki Makaurau roads, including 50 deaths and 595 serious injuries. We are not on track to meet our Statement of Intent target of no more than 501 DSI by end of 2023.
- b. Drivers and motorcyclists remain the largest groups harmed on our roads, representing 59% of DSI. Motorcyclist fatalities are growing fastest, while drivers represent the largest proportion.
- c. In the five months January to May 2023, there were 245 people killed or seriously injured, four less than the same time in 2022.
- d. In May 2023, five people died; one aged between 0-14, two between the ages of 20-24, and two above 60 years of age.

## Ngā tūraru matua / Key risks and mitigations

11. There are no risks associated with accepting this report.

## Ngā ritenga-ā-pūtea me ngā rauemi / Financial and resource impacts

12. There are no financial or resource impacts associated with this report.

## Ngā whaiwhakaaro ō te taiao me te panonitanga o te āhuarangi / Environment and climate change considerations

13. Safety is a key strategic spotlight alongside Whirinaki, Climate Change & Sustainability. These spotlights are intrinsically linked in terms of how we drive behavioural change and key outcomes across the system for our people, stakeholders, customers, and communities. Being able to provide assurance against AT's safety performance and progress on our safety ambitions will have a positive environmental impact in the links to supporting safer journeys, delivery of the Safer Speeds programme, and encouraging safer experiences of public and active modes of transport.

## Ngā whakaaweawe me ngā whakaaro / Impacts and perspectives

### Mana whenua

14. There are no impacts associated with this report.

### Ngā mema pōti / Elected members

15. N/A.

### Ngā rōpū kei raro i te Kaunihera / Council Controlled Organisations

16. N/A.

## Ngā kiritaki / Customers

17. N/A.

## Ngā whaiwhakaaro haumarū me ngā whaiwhakaaro hauora / Health, safety and wellbeing considerations

18. The Safety Business Report relates directly to the health, safety and wellbeing of our people, stakeholders, customers, and communities.

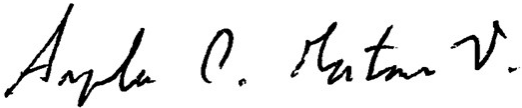


## Ā muri ake nei / Next steps

19. The Safety Business Report with June and July 2023 data will be submitted to the board in August 2023.

## Te whakapiringa / Attachment

Attachment number	Description
1	June 2023 Safety Business Report Dashboard

## Te pou whenua tuhinga / Document ownership

Submitted by	Anyela Montano Safety Systems and Process Improvement Lead	
Recommended by	Melissa Song Head of Insights & Optimisation	
Endorsed by	Stacey van der Putten Executive General Manager Safety	

Approved for submission

Dean Kimpton  
**Chief Executive**