

HEALTH & SAFETY PERFORMANCE GRAPHS

Board Report Attachment 1

June 2017



73%



KEY TRENDS



The number of total recordable injuries for workers across all AT activities has decreased YTD.

Lost Time Injury Frequency Rate (all AT Employees) emerging stable trend

Health & Safety reporting continues to trend upwards YTD.



46% Decrease

In the Total Recordable Injury Frequency Rate across all activities (YTD)



1 Lost Time Injury

in June, LTIFR at 4, compared to an annual average of 6



178 Cases

reported in Synergi in June. The continued increase in incidents & hazards reflects a positive improvement in reporting rather than an increase in occurrence



SUMMARY

12 months to 30 June 2017



Total Injury Frequency Rate for all AT activities

Emerging stable trend in injury frequency rates YTD



Monitoring and inspection

Independent site inspections slightly down for the month of June



Auckland Transport Employee Injuries

Emerging stable trend in injury frequency rates YTD



Near Miss reporting

Increased reporting in June



Injuries to other persons

Overall downward trend Passenger Injury frequency rates YTD



Drug and alcohol testing

An overall trend of increased testing by AT's suppliers YTD

WORKER INJURIES FOR AT AND KEY SUPPLIERS

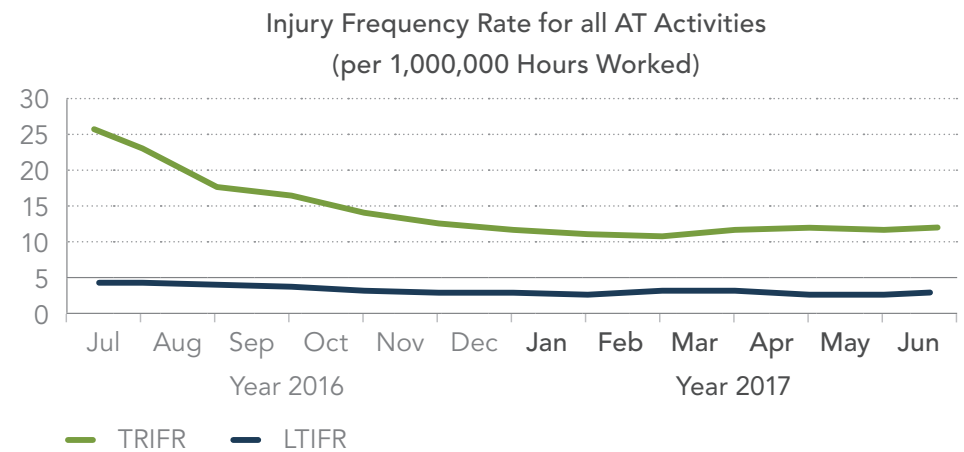
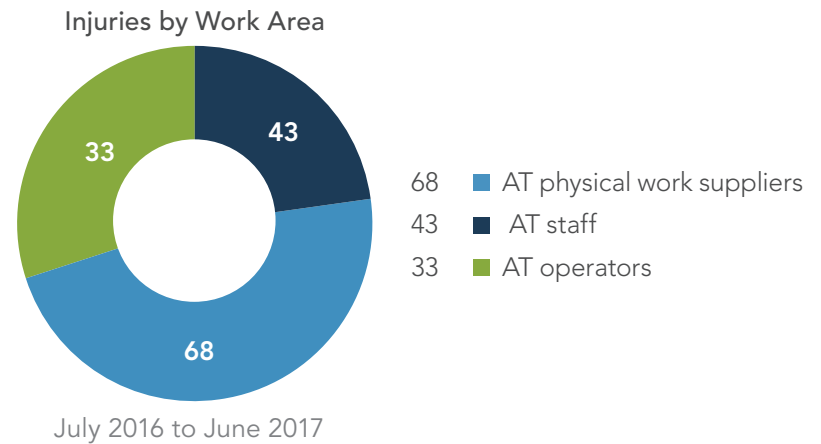


Stable trend

in all injury frequency rates, however an overall decrease YTD

The Total Recordable Injury Frequency Rate (TRIFR) for June is 12. This rate reflects all recordable injuries for AT and our key suppliers, a stable trend over the previous six months, however a significant decrease YTD.

Four injuries to our AT Metro Operators due to assaults, one of which resulted Lost Time (eye injury) . Areas were Manurewa, Point England, Silverdale and Mangere.



AT EMPLOYEE INJURIES



Overall downward trend in the Lost Time Injury Frequency Rate (LTIFR), a significant reduction YTD.

Four incidents resulting in injury in June, with one resulting in lost time.

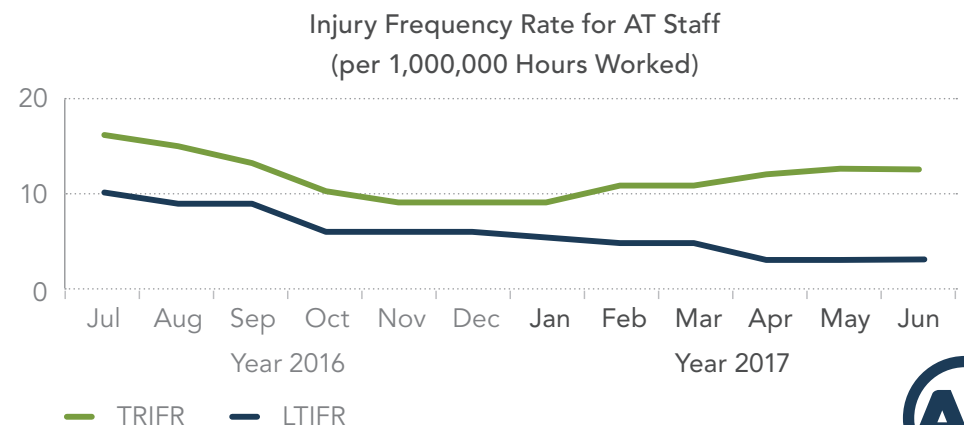
3 x injuries with no lost time including:

- Fingers laceration from sharp wires on the security wires for the covers of pay and display machines. First aid treatment onsite only. Controls established including covering all sharp wire ends with thick duck /gaffer tape, as well as monitoring effectiveness of this control. (Injured staff from Parking Compliance).
- Burn to back of hand removing sandwich from sandwich press. Top cover of sandwich press fell on back of hand resulting in burn. Visited doctors and hand dressed. Staff member has fully recovered from burn injury. (Injured staff from Infrastructure Division, Road Development)

- Discomfort in lower back during mobile parking officer mobile patrol, officer was getting in and out of vehicle frequently for call outs during shift. Pain resolved the next day, officer did not need any follow up medical treatment. Investigating if proposed Safe Spine/ prep for work programme will include safe ergonomics tips for getting in and out of cars as part of training. (Injured staff from Parking Compliance).

1 x lost time injury

- Pain in back and weakness in lower body, actual mechanism of injury unknown (Injured staff from Parking Compliance).



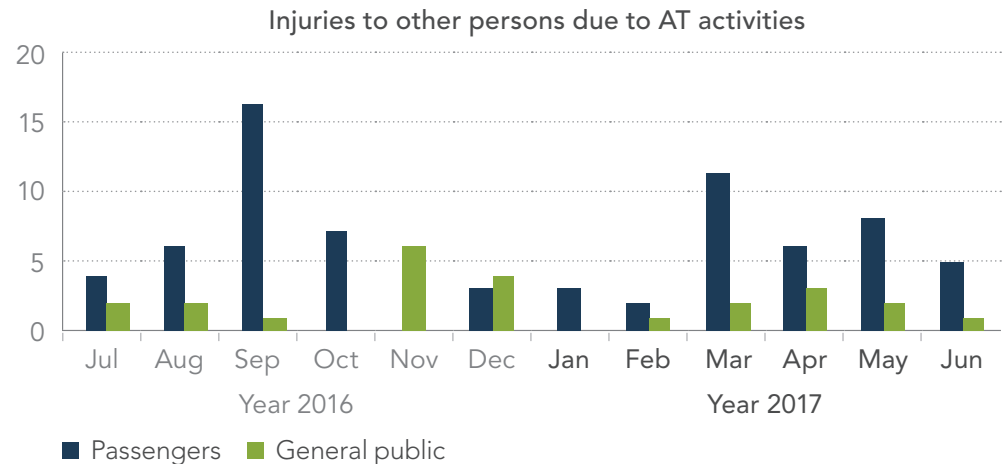
INJURIES TO OTHER PERSONS (PASSENGERS & GENERAL PUBLIC)



Reported injuries to passengers and the general public due to AT activities is variable. 5 passengers reported injuries in June, rail and ferry modes represented.

5 passenger injuries (Rail & Ferry). 4, resulting from slips, trips and falls in/around our facilities and 1 passenger caught their leg between platform and train, all minor injuries.

The passenger injury frequency rate, is down in June at .91 injuries per million passenger trips



MONITORING AND INSPECTION



Independent Health and Safety monitoring and inspections (Physical Works)

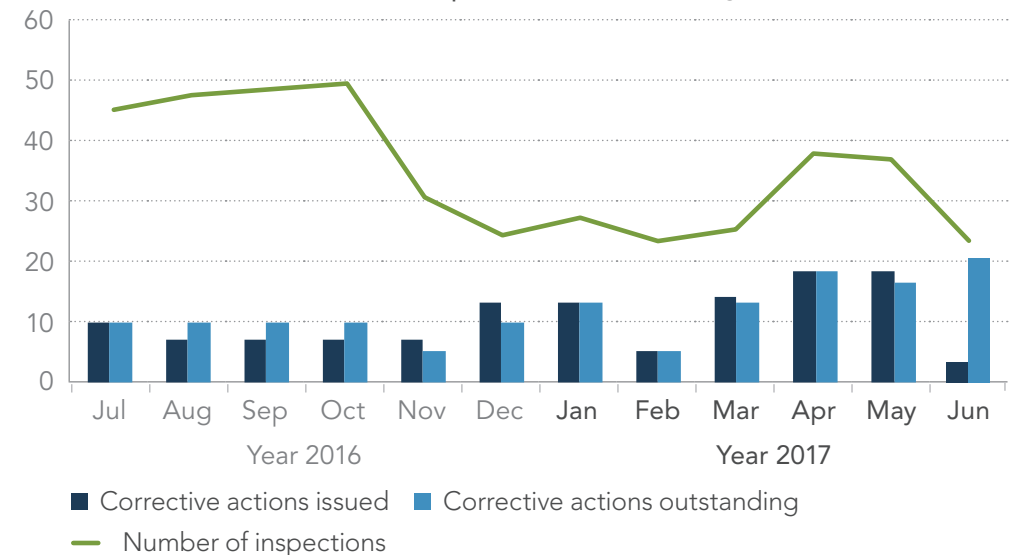
The increase in outstanding corrective actions are a result of :

Increased due diligence by the H&S team and Project Managers undertaking root cause investigations which has resulted in investigation extension lead times.

Holding contractors and our Project Managers to a high standard resulting in contractor close out meetings and investigations rewrites prior to closing case

External Auditor Contractor forum to commence by end of July following our meeting with the companies on an individual basis.

H&S Inspection and Monitoring



NEAR MISS REPORTING



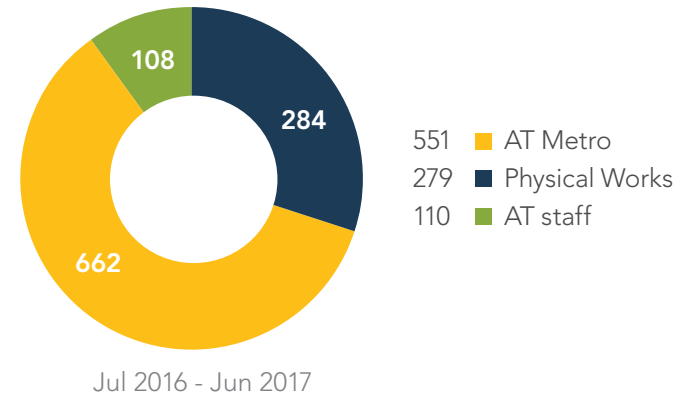
Near Miss, Unsafe Behaviour/Condition Reporting

An increase in reporting YTD, this reflects a positive improvement in reporting rather than an increase in occurrence.

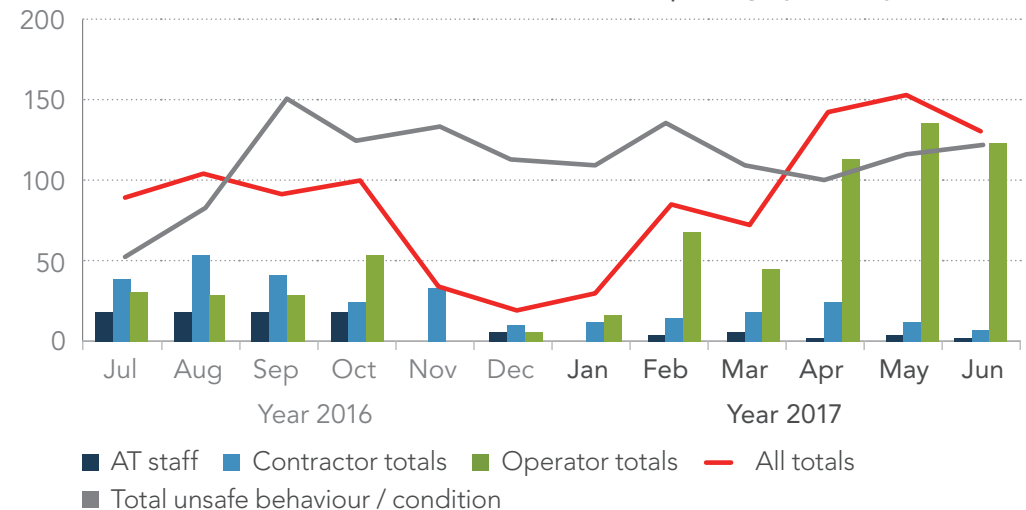
1 serious near miss incident reported, in ferry where a Fullers vessel became stranded on route to Gulf Harbour. Operator required to contact Coast Guard, passengers transferred to rescue vehicle. Full investigation requested from Fullers.

1 WorkSafe notifiable event in June (this is an upgrade from incident report in May). Trench Collapse, initially reported to AT as a non-notifiable incident.

Total near hit reporting by activity area



Near Miss, Unsafe Behaviour/Condition Reporting by Activity Area



DRUG AND ALCOHOL TESTING



Emerging trend of increased rates of Drug and Alcohol

Emerging trend of increased rates of Drug and Alcohol testing across all AT activities.

The number of tests reported per month are variable, and is due to drug testing practice of reasonable cause and post accident, both of which are unpredictable.

The New Zealand Drug Detection Agency are analysing the previous two years of drug testing stats reported to AT, so that we can develop an appropriate performance measure for this element of the dashboard.

